

Info

new

Concealed washing machine trap for connecting two appliances



**Concealed washing machine trap
for connecting two appliances** 3

Flush plates THIN with tilting mechanism 4

New flush plate MOON 6

Floor drain for vinyl floors 12

Innovation of mounting frames 14

Index 17

Concealed washing machine trap for connecting two appliances with stainless steel cover

- **All in one package**
- **Saving space and shortening the installation time**
Single mounting hole and one waste outlet for connecting two appliances
- **Easy to clean**
The trap is located in a concealed installation box – thus allows easy access for cleaning and maintenance
- **Additional connectors to purchase (Ø17–23 and Ø9–16)**
- **Suitable for new constructions and reconstructions**
Professional solution for connecting two appliances to one waste outlet. Ideal option for those who plan to purchase a second appliance in the future
- **Locking screw**
Securing against unintentional loosening or incorrect installation of the trap



- **Installation cover**
It serves for a comfortable installation of the trap and protects it against dirt during construction works

- **Installation covers**
They provide 100% protection against odour from sewers before connecting both appliances

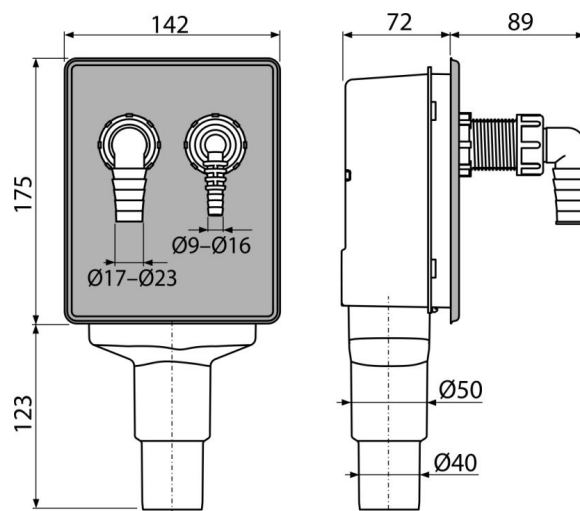


- **Two separate odour traps**
They guarantee that the waste water cannot flow from one appliance to the second one



APS6

Concealed washing machine trap for connecting two appliances, stainless steel DN40 and DN50



Quantity (packing)	18 pc
Dimensions (piece)	300×165×150 mm
EAN	8595580578473

Flush plates THIN with tilting mechanism for easy insertion of WC tablets

Selected flush plates have the new tilting mechanism for convenient refilling of WC tablets. It allows easy tilting of the flush plate without the use of any tools, inserting the WC tablet into the tablet dispenser and putting the flush plate back on. The dispenser can be used also with the other flush plates inclusive of older types.


- **Easy flush plates removal**
- **Compatible with all ALCA WC systems, including older types (with the exception of Slim and WOOD)**
- **It provides a hygienic solution in combination with the WC tablet dispenser**
- **WC tablet dispenser is a part of all ALCA WC systems since 2021 (with the exception of Slim and WOOD)**



Overview of flush plates THIN with tilting mechanism



M770 White-polished/chrome-polished
M776 White-matt/chrome-polished



M670 White-polished
M676 White-matt




M570 White-polished
M576 White-matt



M771 Chrome-polished/chrome-matt



M671 Chrome-polished



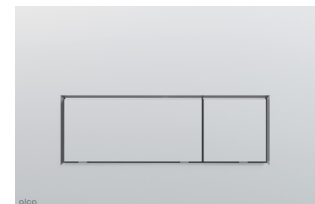
M571 Chrome-polished



M772 Chrome-matt/chrome-polished



M672 Chrome-matt



M572 Chrome-matt



M778 Black-matt/chrome-polished




M678 Black-matt



M578 Black-matt



M775 White-polished/gold-polished



M675 Gold-polished



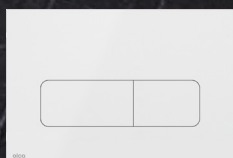
M575 Gold-polished

new

New flush flush plate MOON

We introduce the new flush plate MOON that will refresh our range of popular metal flush plates FLAT. This timeless minimalist design with smooth rounded edges will stand out in both traditional and modern bathrooms.

It is available in following finishes: Alunox-matt, black-matt, white-polished and brass.



The mechanism is fully recessed into the wall, so the flush plate effectively merges with the surrounding tiles. The plate itself is made of brushed metal, on which fingerprints are not visible.



Furthermore, the FLAT flush plates are fully compatible with all our ALCA pre-wall installation systems.




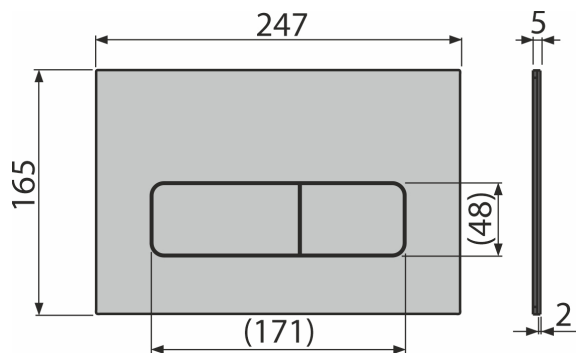
Design by
Barbora Škorpilova





MOON

Flush plate for pre-wall installation systems, alunox-matt



Quantity (packing)	10 pc
Dimensions (piece)	255×85×175 mm
EAN	8595580577476

NEW FLUSH PLATES FLAT COLOUR




MOON-WHITE

Flush plate for pre-wall installation systems, inox-white polished




MOON-BLACK

Flush plate for pre-wall installation systems, inox-black matt



MOON-BRASS

Flush plate for pre-wall installation systems, brass




TURN-WHITE

Flush plate for pre-wall installation systems, inox-white polished



TURN-BLACK

Flush plate for pre-wall installation systems, inox-black matt



TURN-BRASS

Flush plate for pre-wall installation systems, brass

Overview of Black-matt program



M278

Flush plate for pre-wall installation systems, black-matt




M578

Flush plate for pre-wall installation systems, black-matt




M678

Flush plate for pre-wall installation systems, black-matt



M778

Flush plate for pre-wall installation systems, black-matt/chrome-polished



FUN-BLACK

Flush plate for pre-wall installation systems, inox-black matt



new

MOON-BLACK

Flush plate for pre-wall installation systems, inox-black matt



new

TURN-BLACK

Flush plate for pre-wall installation systems, inox-black matt



APZ10BLACK Simple

Shower drain with an edge for perforated grids, black-matt



APZ1BLACK

Shower drain with an edge for perforated grids, black-matt



APZ101BLACK Low

Shower drain with an edge for perforated grids, black-matt



PURE BLACK

Grid for shower drain, black-matt


Overview of Black-matt program

 <p>A400BLACK Wash-basin trap DESIGN DN32, black-matt</p>	 <p>A4320BLACK Wash-basin trap "U" DN32, with coupling nut 5/4", black-matt</p>	 <p>A4000BLACK Extension piece DN32, black-matt</p>	 <p>ARV001-BLACK Angle valve with a filter 1/2"x3/8", black-matt</p>
 <p>ARV003-BLACK Angle valve with a filter 1/2"x1/2", black-matt</p>	 <p>A392BLACK Wash-basin CLICK/CLACK waste 5/4", metal with overflow, big plug black-matt</p>	 <p>A465BLACK-50 Shower waste and trap CLICK/CLACK, black-matt</p>	 <p>A49BLACK Shower waste and trap, black-matt</p>
 <p>A55BLACK Bath pop-up waste and trap, black-matt</p>	 <p>A507BLACK Bath CLICK/CLACK waste and trap, black-matt</p> <p>REDUCED HEIGHT</p>	 <p>A564BLACK Bath pop-up waste and trap, with overflow filler, black-matt</p>	

Overview of program White-polished


 <p>MOON-WHITE Flush plate for pre-wall installation systems, inox-white polished</p>	 <p>TURN-WHITE Flush plate for pre-wall installation systems, inox-white polished</p>	 <p>FUN-WHITE Inox-white polished</p>	 <p>M670 Flush plate for pre-wall installation systems, white-polished</p>
 <p>M770 Flush plate for pre-wall installation systems, white-polished/chrome-polished</p>	 <p>M775 Flush plate for pre-wall installation systems, white-polished/gold-polished</p>	 <p>M570 Flush plate for pre-wall installation systems, white-polished</p>	 <p>A400B Wash-basin trap DN32 DESIGN metal, round, white</p>
 <p>A4000B Extension piece DN32, white</p>	 <p>ARV001B Angle valve with a filter 1/2"x3/8", round, white ARV003B Angle valve with a filter 1/2"x1/2", round, white</p>	 <p>A392B Wash-basin CLICK/CLACK waste 5/4" metal with overflow, big white plug</p>	 <p>A395B Wash-basin CLICK/CLACK waste 5/4", metal without overflow, big white plug, for plastic and glass wash-basins A396B Wash-basin waste 5/4", metal, big plug, for wash-basins without overflow, white-polished</p>
 <p>A47B-50 Shower waste and trap, white</p>	 <p>A47B-60 Shower waste and trap, white</p>	 <p>A49B Shower waste and trap, white</p>	 <p>A51BM Bath pop-up waste and trap, white</p>

Overview of program BRASS




FUN-BRASS

Flush plate for pre-wall installation systems, brass



MOON-BRASS

Flush plate for pre-wall installation systems, brass



TURN-BRASS

Flush plate for pre-wall installation systems, brass



APZ10BLACK-BRASS

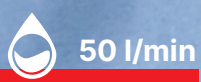
Shower drain with an edge for perforated grids, brass





Floor drain for vinyl floors

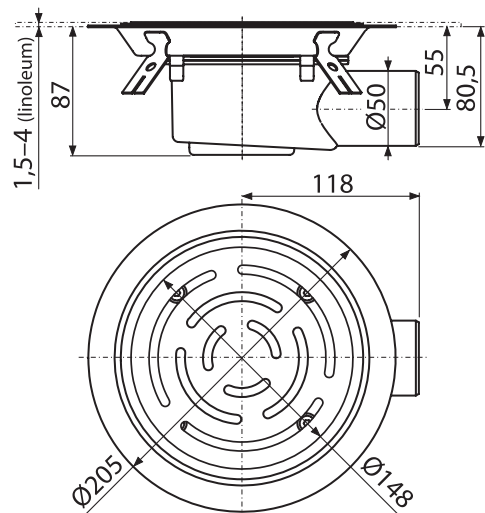
We are expanding our range of floor drains with a model specially designed for installation in vinyl floors. The stainless steel flange secures the waterproof connection to vinyl floor.





APV3513

Floor drain 105×105/50 mm side outlet, stainless steel grid, stainless steel flange and collar-2nd level insulation, combined odour trap SMART



Quantity (packing)	1 pc
Dimensions (piece)	250×205×90 mm
EAN	8595580573430

Mounting frames have undergone significant innovation

We have unified dimensions and other features with pre-wall installation systems: height (1120 mm instead of 1200 mm) and width (510 mm).



NEW HEIGHT
1120 mm




UNIFIED WIDTH
510 mm

- Made in Czech Republic
- Exceptional warranty 15 years
- Availability of spare parts 25 years



ASSEMBLY OF PARTITIONS FROM THE BACK SIDE

Faster installation thanks to adjustable partitions



PARTITION POSITION LOCKING

Fixing the position with a lock

VARIABILITY OF WASTE ELBOW DIAMETER

Waste elbow with connection to trap DN32/DN40, for waste DN40/DN50



FIXATION SET EASY LOCK FOR MOUNTING TO THE WALL

Even faster and easier installation

The new design allows a simple mounting to the wall in half of the time.

Exact setting

Optional additional adjustment to an optimal position using an allen key accessed via the front of the frame.



ANCHOR FEET BRAKE

The feet lock system allows setting the desired construction height of the frame profile and then ensures its final position by tightening.

A104/1120

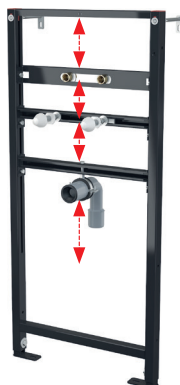
Mounting frame for wash-basin



Quantity (packing)	1 pc
Dimensions (piece)	1125×515×75 mm
EAN	8595580551544

A104A/1120

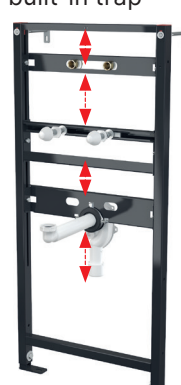
Mounting frame for wash-basin and tap



Quantity (packing)	1 pc
Dimensions (piece)	1125×515×75 mm
EAN	8595580552671

A104AVS/1120


Mounting frame for wash-basin and tap with built-in trap



Quantity (packing)	1 pc
Dimensions (piece)	1125×515×75 mm
EAN	8595580552688

A104B/1120

Mounting frame for faucet



Quantity (packing)	1 pc
Dimensions (piece)	1125×515×75 mm
EAN	8595580552695

A104PB/1120

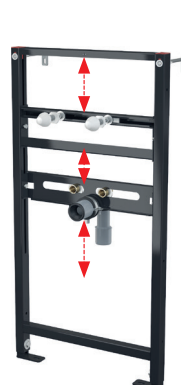
Mounting frame for built-in mixer



Quantity (packing)	1 pc
Dimensions (piece)	1125×515×75 mm
EAN	8595580546540

A104/1000


Mounting frame for wash-basin



Quantity (packing)	1 pc
Dimensions (piece)	1125×515×75 mm
EAN	8595580500634

A104/850

Mounting frame for wash-basin



Quantity (packing)	1 pc
Dimensions (piece)	1125×515×75 mm
EAN	8595580500641

A105/1120

Mounting frame for bidet



Quantity (packing)	1 pc
Dimensions (piece)	1125×515×75 mm
EAN	8595580552701

A105/1000

Mounting frame for bidet



Quantity (packing)	1 pc
Dimensions (piece)	1125×515×75 mm
EAN	8595580500658

A105/850

Mounting frame for bidet



Quantity (packing)	1 pc
Dimensions (piece)	1125×515×75 mm
EAN	8595580500672

A105/450

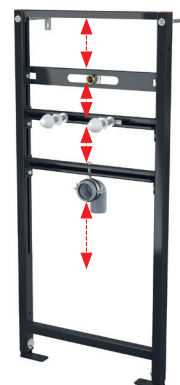
Mounting frame for bidet



Quantity (packing)	1 pc
Dimensions (piece)	450×513×80 mm
EAN	8595580556686

A107/1120


Mounting frame for urinal



Quantity (packing)	1 pc
Dimensions (piece)	1125×515×75 mm
EAN	8595580552725

A107S/1120

Mounting frame for urinal and sensor



Quantity (packing)	1 pc
Dimensions (piece)	1125×515×75 mm
EAN	8595580578985

A108/1300

Mounting frame for waste sink and faucet



Quantity (packing)	1 pc
Dimensions (piece)	1300×510×65 mm
EAN	8595580522735

A113/1120

Mounting frame for wall-hung WC combi



Quantity (packing)	1 pc
Dimensions (piece)	1158×515×140 mm
EAN	8595580552732

A114/1120

Mounting frame for wall-hung WC















Quantity (packing)	1 pc
Dimensions (piece)	1158×515×140 mm
EAN	8595580552749

A114S/1120

Mounting frame for wall-hung WC and sensor











Quantity (packing)	1 pc
Dimensions (piece)	1125×515×75 mm
EAN	8595580518585

Code	Picture	EAN	Description
A104/1120		8595580551544	Mounting frame for wash-basin
A104A/1120		8595580552671	Mounting frame for wash-basin and tap
A104AVS/1120		8595580552688	Mounting frame for wash-basin and tap with built-in trap
A104B/1120		8595580552695	Mounting frame for faucet
A104PB/1120		8595580546540	Mounting frame for built-in mixer
A104/1000		8595580500634	Mounting frame for wash-basin
A104/850		8595580500641	Mounting frame for wash-basin
A105/1120		8595580552701	Mounting frame for bidet
A105/1000		8595580500658	Mounting frame for bidet
A105/850		8595580500672	Mounting frame for bidet
A105/450		8595580556686	Mounting frame for bidet
A107/1120		8595580552725	Mounting frame for urinal

Code	Picture	EAN	Description
A107S/1120		8595580578985	Mounting frame for urinal and sensor
A108/1300		8595580522735	Mounting frame for waste sink and faucet
A113/1120		8595580552732	Mounting frame for wall-hung WC combi
A114/1120		8595580552749	Mounting frame for wall-hung WC
A114S/1120		8595580518585	Mounting frame for wall-hung WC and sensor
MOON		8595580577476	Flush plate for pre-wall installation systems, alunox-matt
MOON-WHITE		8595580577506	Flush plate for pre-wall installation systems, inox-white polished
MOON-BLACK		8595580577483	Flush plate for pre-wall installation systems, inox-black matt
MOON-BRASS		8595580577490	Flush plate for pre-wall installation systems, brass
TURN-WHITE		8595580577537	Flush plate for pre-wall installation systems, inox-white polished
TURN-BLACK		8595580577513	Flush plate for pre-wall installation systems, inox-black matt
TURN-BRASS		8595580577520	Flush plate for pre-wall installation systems, brass

Code	Picture	EAN	Description
M770		8595580562618	Flush plate for pre-wall installation systems, white-polished/chrome-polished
M776		8595580566326	Flush plate for pre-wall installation systems, white-matt/chrome-polished
M771		8595580562625	Flush plate for pre-wall installation systems, chrome-polished/chrome-matt
M772		8595580562632	Flush plate for pre-wall installation systems, chrome-matt/chrome-polished
M778		8595580562656	Flush plate for pre-wall installation systems, black-matt/chrome-polished
M775		8595580562649	Flush plate for pre-wall installation systems, white-polished/gold-polished
M670		8595580562663	Flush plate for pre-wall installation systems, white-polished
M676		8595580566319	Flush plate for pre-wall installation systems, white-matt
M671		8595580562670	Flush plate for pre-wall installation systems, chrome-polished
M672		8595580562687	Flush plate for pre-wall installation systems, chrome-matt
M678		8595580562700	Flush plate for pre-wall installation systems, black-matt
M675		8595580562694	Flush plate for pre-wall installation systems, gold-polished

Code	Picture	EAN	Description
M570		8595580558604	Flush plate for pre-wall installation systems, white-polished
M576		8595580566302	Flush plate for pre-wall installation systems, white-matt
M571		8595580558611	Flush plate for pre-wall installation systems, chrome-polished
M572		8595580558628	Flush plate for pre-wall installation systems, chrome-matt
M578		8595580558642	Flush plate for pre-wall installation systems, black-matt
M575		8595580558635	Flush plate for pre-wall installation systems, gold-polished
APV3513		8595580573430	Floor drain 105×105/50 mm side outlet, stainless steel grid, stainless steel flange and collar-2nd level insulation, combined odour trap SMART
APS6		8595580578473	Concealed washing machine trap for connecting two appliances, stainless steel DN40 and DN50

alca GROUP

alcadrain

Sanitary systems

Czech Republic
Alcadrain s.r.o.
Komunardů 1626/35
170 00 Praha 7 – Holešovice
T: +420 519 821 117 – sale
in the Czech Republic
T: +420 519 821 041 – export
alcadrain@alcadrain.cz
www.alcadrain.com

alcapipe

Piping systems

Czech Republic
FV – Plast, a.s.
Kozovazská 1049/3
250 88 Čelákovice
T: +420 326 706 711
fv-plast@fv-plast.cz
www.fv-plast.com

alcafix

System Walls

Czech Republic
Alcadrain s.r.o.
Komunardů 1626/35
170 00 Praha 7 – Holešovice
alcafix@alcafix.cz
www.alcafix.com

Our team of specialists is always on hand to help with design, installation and quote project prices.

The warranty stated for individual products applies only to the functional technical properties of the product, does not apply to wear and tear of the product caused by its normal use or defects caused by non-compliance with general product handling principles or non-compliance with product instructions. Complete warranty conditions at www.alcadrain.com/guarantee.



Czech manufacturer, ISO 9001:2015
Edition 1/2022 EN, © Alcadrain s.r.o.
Changes in dimensions and design reserved.