

INFO

3/2021

www.alcaplast.com

FLUSH PLATE WITH TILTING MECHANISM

INNOVATED PRODUCT FOR THE SAME PRICE



- NEW GENERATION OF PRE-WALL INSTALLATION SYSTEMS
- PLASTIC SHOWER DRAINS TO THE WALL

CONTENT

INNOVATION OF PRE-WALL INSTALLATION SYSTEMS ALCA 3



INNOVATION OF WC SYSTEMS SLIM..... 9




FLUSH PLATES WITH TILTING MECHANISM 10



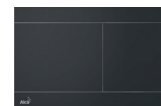
WC TABLETS DISPENSER 12




NEW DESIGN OF FLUSH PLATE TURN 14



ANTIBACTERIAL FLUSH PLATE FUN-BLACK 16



PLASTIC SHOWER DRAIN TO THE WALL 20



SINK WASTE AND TRAP A80-DN32 22



STRAINER FOR TRAPPING DIRT 23




NEW PRODUCTS PRICE LIST 24

INNOVATION

INNOVATION OF PRE-WALL INSTALLATION SYSTEMS

We present an innovated generation of pre-wall installation systems, which, in addition to a number of innovations to speed up installation, also offer increased user comfort for users. An unbeatable 15-year warranty and a wide selection of flush plates.

The product codes remain unchanged.



SEE INFO 1/2021




INNOVATION

4

INNOVATION OF PRE-WALL INSTALLATION SYSTEMS

INNOVATIVE FASTENING OF AN ANGLE VALVE TO THE CISTERN**Easier and faster installation to the water supply**

Innovated cistern with a new all-in-one angle valve Shell.

**FIXATION SET EASY LOCK FOR MOUNTING TO THE WALL****EVEN FASTER AND EASIER INSTALLATION**

The new design allows a simple mounting to the wall in half of the time.

Exact setting

Possibility of optimal positioning from the front side of the frame with an Allen key.

FIXATION OPENINGS**Universal installation options**



Pre-wall installation system can easily mounted to plasterboard construction, portable cabins and wooden-construction houses thanks to the holes in the frame.

**NEW RELIABLE INLET FILL VALVE****Silent, fast, exceptionally durable**

Specially developed for the water pressure range of 0.05–1.6 MPa (0.5–16 bar). Exceptionally resistant to impurities in water.

**THREADED RODS WITH GROOVE****Convenient installation of toilet bowl**

The threaded rods newly include a groove for a speedier installation.

**NEW CISTERN HANGING CLIPS WITH TWO-COMPONENT INSULATION****Anti-noise insulation**

Two-component material interrupts the transmission of vibrations from the building between the cistern and the frame.

Convenient installation

The tilting of the cistern forward allows the installation into a plasterboard construction, portable cabins and wooden constructions.

WC TABLETS DISPENSER**Perfect hygiene of toilet bowl**

Discrete hygienic solution for all types of ceramic toilet bowls. Ideal also for rimless toilet bowls.

100% compatibility

It is compatible with all standard WC modules ALCA (with the exception of Slim and WOOD), inclusive of older types.

- **Made in Czech Republic**
- **Exceptional warranty 15 years**
- **Availability of spare parts 25 years**
- **100% compatible with all ALCA flush plates**

INNOVATION

AM112 Basicmodul

Wall concealed WC cistern



Quantity (packing)	1 pc
Dimensions (piece)	1050×480×140 mm
EAN	8595580550493

AM100/1000 Alcamodul

Pre-wall installation system for building into solid walls



Quantity (packing)	1 pc
Dimensions (piece)	1045×140×475 mm
EAN	8595580550448

AM100/850 Alcamodul

Pre-wall installation system for building into solid walls



Quantity (packing)	1 pc
Dimensions (piece)	1045×140×475 mm
EAN	8595580550455

AM115/1000 Renovmodul

Pre-wall installation system for building into solid walls



Quantity (packing)	1 pc
Dimensions (piece)	1045×140×475 mm
EAN	8595580550509

AM101/1120 Sádromodul

Pre-wall installation system for dry build up (plasterboard)



Quantity (packing)	1 pc
Dimensions (piece)	1130×145×520 mm
EAN	8595580549398

AM101/1120F Sádromodul

Pre-wall installation system for dry build up (plasterboard)



Quantity (packing)	1 pc
Dimensions (piece)	1130×145×520 mm
EAN	8595580572709

AM101/1000 Sádromodul

Pre-wall installation system for dry build up (plasterboard)



Quantity (packing)	1 pc
Dimensions (piece)	1130×145×520 mm
EAN	8595580549961

AM101/850 Sádromodul

Pre-wall installation system for dry build up (plasterboard)



Quantity (packing)	1 pc
Dimensions (piece)	1130×145×520 mm
EAN	8595580549978

AM102/1120 Jádromodul

Pre-wall installation system for dry build up (especially for renovation of concrete panel housing units)



Quantity (packing)	1 pc
Dimensions (piece)	1130×145×520 mm
EAN	8595580550004

INNOVATION

AM102/1000 Jádromodul

Pre-wall installation system for dry build up (especially for renovation of concrete panel housing units)



Quantity (packing)	1 pc
Dimensions (piece)	1130×145×520 mm
EAN	8595580550660

AM102/850 Jádromodul

Pre-wall installation system for dry build up (especially for renovation of concrete panel housing units)



Quantity (packing)	1 pc
Dimensions (piece)	1130×145×520 mm
EAN	8595580550677

AM116/1120 Solomodul

Pre-wall installation system for dry build up (self-supporting)



Quantity (packing)	1 pc
Dimensions (piece)	1195×220×525 mm
EAN	8595580550516

AM100/1000E Alcamodul

Pre-wall installation system ECOLOGY for building into solid walls



Quantity (packing)	1 pc
Dimensions (piece)	1045×140×475 mm
EAN	8595580550554

AM115/1000E Renovmodul

Pre-wall installation system ECOLOGY for building into solid walls



Quantity (packing)	1 pc
Dimensions (piece)	1045×140×475 mm
EAN	8595580550547

AM101/1120E Sádromodul

Pre-wall installation system ECOLOGY for dry build up (plasterboard)



Quantity (packing)	1 pc
Dimensions (piece)	1130×145×520 mm
EAN	8595580549992

AM102/1120E Jádromodul

Pre-wall installation system ECOLOGY for dry build up (especially for renovation of concrete panel housing units)



Quantity (packing)	1 pc
Dimensions (piece)	1130×145×520 mm
EAN	8595580550530

AM115/1000V Renovmodul

Pre-wall installation system with ventilation for building into solid walls



Quantity (packing)	1 pc
Dimensions (piece)	1045×140×475 mm
EAN	8595580550653

AM101/1120V Sádromodul

Pre-wall installation system with ventilation for dry build up (plasterboard)



Quantity (packing)	1 pc
Dimensions (piece)	1130×145×520 mm
EAN	8595580550615

INNOVATION

AM102/1120V Jádromodul

Pre-wall installation system with ventilation for dry build up (especially for renovation of concrete panel housing units)



Quantity (packing)	1 pc
Dimensions (piece)	1130×145×520 mm
EAN	8595580550639

AM119/1000 Renovmodul

Pre-wall installation system for building into solid walls with top or front actuation



Quantity (packing)	1 pc
Dimensions (piece)	1040×465×180 mm
EAN	8595580559847

AM119/850 Renovmodul

Pre-wall installation system for building into solid walls with top or front actuation



Quantity (packing)	1 pc
Dimensions (piece)	1040×465×180 mm
EAN	8595580563387

AM118/1000 Sádromodul

Pre-wall installation system for dry build up (plasterboard) with top or front actuation



Quantity (packing)	1 pc
Dimensions (piece)	998×526×178 mm
EAN	8595580559823

AM118/850 Sádromodul

Pre-wall installation system for dry build up (plasterboard) with top or front actuation



Quantity (packing)	1 pc
Dimensions (piece)	998×526×178 mm
EAN	8595580559830

AM112W Basicmodul

Wall concealed WC cistern



Quantity (packing)	1 pc
Dimensions (piece)	1050×480×140 mm
EAN	8595580564063

AM101/1120W Sádromodul

Pre-wall installation system for dry build up (plasterboard)



Quantity (packing)	1 pc
Dimensions (piece)	1130×145×520 mm
EAN	8595580564025

AM101/850W Sádromodul

Pre-wall installation system for dry build up (plasterboard)



Quantity (packing)	1 pc
Dimensions (piece)	1130×145×520 mm
EAN	8595580565015

AM101/1500L Medic Assistant

Pre-wall installation system for dry build up, height adjustable – for people with reduced mobility



Quantity (packing)	1 pc
Dimensions (piece)	1686×835×654 mm
EAN	8595580554828

INNOVATION

AM101/1300H Sádromodul

Pre-wall installation system for dry build up (plasterboard) – for people with reduced mobility



Quantity (packing)	1 pc
Dimensions (piece)	1195×145×520 mm
EAN	8595580553920

AM116/1300H Solomodul

Pre-wall installation system for dry build up (self-supporting) – for people with reduced mobility



Quantity (packing)	1 pc
Dimensions (piece)	1010×1285×210 mm
EAN	8595580550585

AM1112 Basicmodul Slim

Wall concealed WC cistern



Quantity (packing)	1 pc
Dimensions (piece)	965×515×110 mm
EAN	8595580550981

AM1115/1000 Renovmodul Slim

Pre-wall installation system for building into solid walls



Quantity (packing)	1 pc
Dimensions (piece)	1086×528×145 mm
EAN	8595580551292

AM1101/1200 Sádromodul Slim

Pre-wall installation system for dry build up (plasterboard)



Quantity (packing)	1 pc
Dimensions (piece)	1210×140×590 mm
EAN	8595580551384

INNOVATION

INNOVATION OF WC SYSTEMS SLIM

New space-saving elbow waste connector for faster connection to the pipe

WC systems Slim are full-fledged WC systems. The space saving is achieved with the use of the new elbow waste connector, which guarantees the lowest possible construction depth. At the same time the new installation solution will allow faster connection to the waste system.

Adjustable anchor feet for easier installation AM1101/1200

The frame of the WC system Slim has undergone an overall innovation. It newly includes the adjustable anchor feet locking system for faster adjustment to the desired height.



AM1101/1200 Sádromodul Slim

Pre-wall installation system for dry build up (plasterboard)

AM1115/1000 Renovmodul Slim

Pre-wall installation system for building into solid walls



New Slim elbow waste connector



New Slim elbow waste connector

Quantity (packing)	1 pc
Dimensions (piece)	1210×140×590 mm
EAN	8595580551384

Quantity (packing)	1 pc
Dimensions (piece)	1086×528×145 mm
EAN	8595580551292

NEW

10

FLUSH PLATES WITH TILTING MECHANISM FOR EASY INSERTION OF WC TABLETS

For more convenient refilling of WC tablets are the selected flush plates newly equipped with a tilting system. This allows you to easily tilt the flush plate without the use of any tools, insert the WC tablet into the tablet dispenser and put the flush plate back on. The dispenser can be used also with the other flush plates inclusive of older types.

- **Easy flush plates removal**
- **Compatible with all ALCA WC modules, including older types**
- **It provides a hygienic solution in combination with the WC tablet dispenser**
- **Toilet tablet dispenser is included in all WC systems ALCA (except Slim and Wood systems) since 2021**



**TILTING MECHANISM INCLUDED
IN THE FLUSH PLATE PRICE**

NEW

11

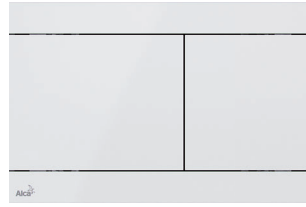
FLUSH PLATES FLAT WITH TILTING MECHANISM




FUN
Alunox-matt



FUN-INOX
Inox-semi matt




FUN-WHITE
Inox-white polished




FUN-BRASS
Brass




FUN-ANTIC
Bronze-antic



FUN-BLACK
Inox-black matt



TURN
Alunox-matt



TURN-INOX
Inox-semi matt



AIR
Alunox-matt

FLUSH PLATES INDIVIDUAL



FUN-G-B
GOLD-brushed matt



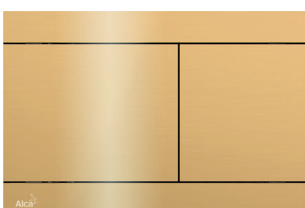
FUN-RG-B
RED GOLD-brushed matt



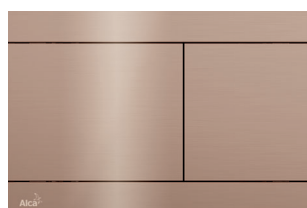
FUN-N-B
NICKEL-brushed matt



FUN-GM-B
GUN METAL-brushed matt



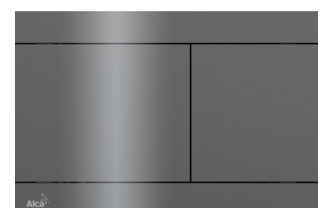
FUN-G-P
GOLD-polished



FUN-RG-P
RED GOLD-polished



FUN-N-P
NICKEL-polished



FUN-GM-P
GUN METAL-polished

NEW

12

WC TABLETS DISPENSER

- Included with all innovated ALCA WC systems *
- Discreet toilet freshener
- Hygienic cleanliness of WC bowl – the ideal solution for rimflow WC bowls
- Easy maintenance
- Suitable for all types of WC cistern tablets
- Compatible with all ALCA pre-wall installation systems inclusive of older types*

* (with the exception of Slim and WOOD)



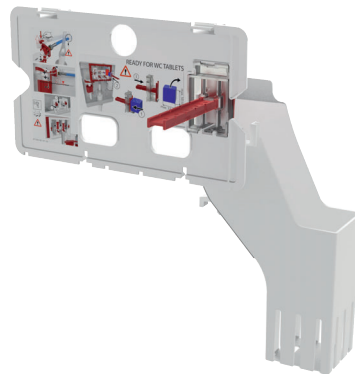
INCLUDED WITH THE INNOVATED WC SYSTEMS

Toilet tablets dispenser is included with all innovated WC systems ALCA (with the exception of the Slim and WOOD systems) and at no additional cost.



ACCESSORY FOR THE OLDER WC SYSTEMS

It is possible to add the toilet tablets dispenser to the older, already built-in WC systems ALCA (with the exception of Slim and WOOD), product code P169.



P169

Set for inserting WC tablets

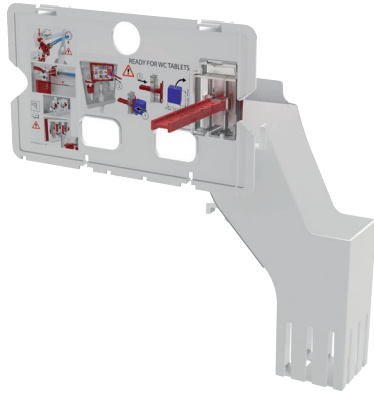
Quantity (packing)	24 pc
Dimensions (piece)	mm
EAN	8595580568405

NEW


13

SYSTEM FOR PERFECT HYGIENE OF WC BOWL AND CISTERN

WC TABLETS DISPENSER



FLUSH PLATES WITH TILTING MECHANISM FOR EASY INSERTION OF WC TABLETS



The combination of the flush plate with tilting mechanism and the toilet tablet dispenser creates a system that facilitates keeping the perfect hygiene of the toilet bowl and the cistern.

Your toilet will no longer need traditional air fresheners in the plastic holder on a toilet bowl. We offer a convenient solution that guarantees great results and saving your time.


The toilet tablet melts gradually due to its placement in the dispenser and with each flush ensures hygienic cleanliness of the toilet bowl and pleasant scent in the toilet. The universal solution is designed **for various types of toilet tablets** and can also be used **with older already built-in WC systems**.

INNOVATION


NEW DESIGN OF FLUSH PLATE TURN

The design icon may seem untouchable. But we are convinced that we have found a way how to make it even better functional and more elegant.

OLD



NEW



INNOVATION



15

TURN

Flush plate for pre-wall installation systems, alunox-matt

TURN-INOX

Flush plate for pre-wall installation systems, inox-semi matt



Quantity (packing)	10 pc
Dimensions (piece)	255×85×175 mm
EAN	8595580523527

Quantity (packing)	10 pc
Dimensions (piece)	255×85×175 mm
EAN	8595580531225


NEW

16

WE BLACK



**STAINLESS STEEL FLUSH PLATE FUN-BLACK
WITH BLACK-MATT FINISH**



- Antibacterial surface treatment
- World design, minimalist look
- Anti-fingerprint – protective layer against fingerprints
- Ultra thin, protrudes only 5 mm above the tile
- Tilting mechanism




NEW

17

FUN-BLACK

Flush plate for pre-wall installation systems, inox-black matt



Quantity (packing)	10 pc
Dimensions (piece)	255x85x175 mm
EAN	8595580531195

OVERVIEW OF FLUSH PLATES WITH ANTIBACTERIAL PROTECTION



Selected flush plates in black-matt and white-matt finishes come with a new antibacterial surface treatment. The upper transparent varnish contains silver nanoparticles which have antibacterial properties and prevent the spread of unwanted micro-organisms on the surface of the flush plate. When you combine them with antibacterial toilet seats you can prevent the spread of bacteria in your bathroom more efficiently.



M778

Black-matt/chrome-polished




M776

White-matt/chrome-polished



M678

Black-matt



M676

White-matt




M578

Black-matt



M576

White-matt



FUN-BLACK

Inox-black matt



M278

Black-matt

OVERVIEW OF BLACK-MATT PROGRAM



APZ10BLACK Simple

Shower drain with an edge for perforated grids, black-matt



APZ1BLACK

Shower drain with an edge for perforated grids, black-matt



APZ101BLACK Low

Shower drain with an edge for perforated grids, black-matt




PURE BLACK

Grid for shower drain, black-matt



M278

Flush plate for pre-wall installation systems, black-matt




M578

Flush plate for pre-wall installation systems, black-matt




M678

Flush plate for pre-wall installation systems, black-matt



M778

Flush plate for pre-wall installation systems, black-matt/chrome-polished



FUN-BLACK

Flush plate for pre-wall installation systems, inox-black matt

CONTENT

OVERVIEW OF BLACK-MATT PROGRAM



A400BLACK
Wash-basin trap DESIGN DN32,
black-matt



A4320BLACK
Wash-basin trap "U" DN32, with
coupling nut 5/4", black-matt



A4000BLACK
Extension piece DN32, black-matt



ARV001-BLACK
Angle valve with a filter 1/2"x3/8",
black-matt



ARV003-BLACK
Angle valve with a filter 1/2"x1/2",
black-matt



A392BLACK
Wash-basin CLICK/CLACK waste 5/4",
metal with overflow, big plug black-
matt



A465BLACK-50
Shower waste and trap CLICK/
CLACK, black-matt



A49BLACK
Shower waste and trap, black-
matt



A55BLACK
Bath pop-up waste and trap, black-matt



A507BLACK
Bath CLICK/CLACK waste and trap, black-matt



A564BLACK
Bath pop-up waste and trap, with overflow
filler, black-matt

NEW

20

PLASTIC SHOWER DRAIN TO THE WALL APZ30 WALL

The traditional plastic shower drain APZ10 Simple is now available with a fixed flange to the wall with product code APZ30 Wall. Choose the solution that best suits your needs – to the wall or into the space.

A shower drain placed to the wall will provide reliable and discreet service. It will allow your pavement to better stand out and highlight the elegance of the shower enclosure. Easier floor sloping in a single direction is just an extra benefit.

The vertical flange with a fixed distance of 16 mm from the shower drain body edge can suit wall tiles of 6-12 mm in thickness.



APZ30 Wall

Linear plastic shower drains with a fixed vertical flange to the wall


NEW

21

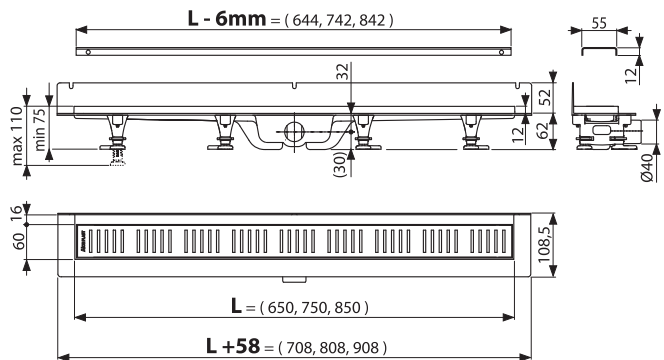
PLASTIC SHOWER DRAIN TO THE WALL APZ30 WALL

APZ30 Wall

Shower drain with an edge for perforated grids and fixed vertical flange to the wall (650, 750, 850 mm)



6
YEAR GUARANTEE



APZ30 Wall

Stainless steel-matt
The grid is included



ALL IN PACKAGE



Package content

- Shower drain
- Grid
- Waterproof tape at the length of the linear drain
- Combined odour trap SMART
- Anchoring kit (screws, dowels)
- Installation legs
- Dismantling hook

Quantity (packing) APZ30-650M	30 pc
Dimensions (piece)	865x80x145 mm
Weight (piece)	1,9727 kg
EAN	8595580571832

Quantity (packing) APZ30-750M	30 pc
Dimensions (piece)	865x80x145 mm
Weight (piece)	1,9727 kg
EAN	8595580571856

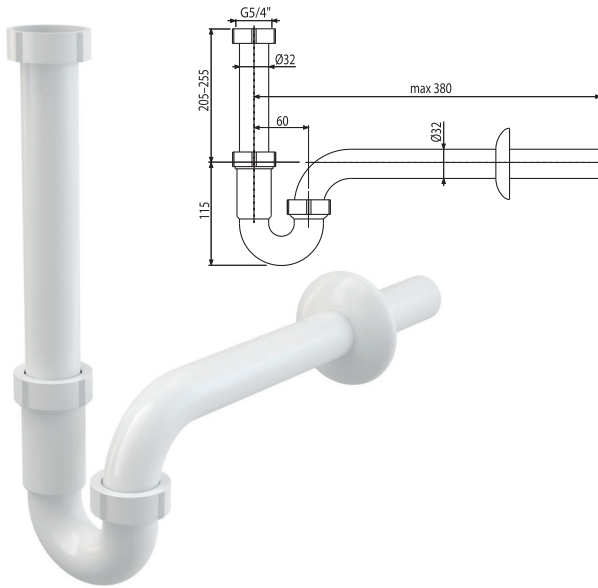
Quantity (packing) APZ30-850M	30 pc
Dimensions (piece)	865x80x145 mm
Weight (piece)	1,9727 kg
EAN	8595580571849

NEW

22

A80-DN32

Pipe trap with coupling nut 5/4"




Quantity (packing) A80-DN32	15 pc
Dimensions (piece)	310x80x200 mm
EAN	8595580572440

NEW

23

STRAINERS FOR SHOWER DRAINS APZ2001, APZ2006, APZ2012, APZ2022 AND SHOWER TRAPS A491, A492

The strainer is designed to catch impurities in the water, thus protecting against clogging the waste pipe.



P183-ND
Stainless steel strainer (APZ2001, APZ2006)

P184-ND
Stainless steel strainer (APZ2012, APZ2022)

P185-ND
Stainless steel strainer (A491CR, A492CR)
















Quantity (packing)	1 pc
Dimensions (piece)	65x42x1 mm
EAN	8595580574406














Quantity (packing)	1 pc
Dimensions (piece)	70x46x1 mm
EAN	8595580574390

Quantity (packing)	1 pc
Dimensions (piece)	57x60x1 mm
EAN	8595580574383














INDEX

Code	Picture	EAN	Description
AM112		8595580550493	Wall concealed WC cistern
AM100/1000		8595580550448	Pre-wall installation system for building into solid walls
AM100/850		8595580550455	Pre-wall installation system for building into solid walls
AM115/1000		8595580550509	Pre-wall installation system for building into solid walls
AM101/1120		8595580549398	Pre-wall installation system for dry build up (plasterboard)
AM101/1120F		8595580572709	Pre-wall installation system for dry build up (plasterboard)
AM101/1000		8595580549961	Pre-wall installation system for dry build up (plasterboard)
AM101/850		8595580549978	Pre-wall installation system for dry build up (plasterboard)
AM102/1120		8595580550004	Pre-wall installation system for dry build up (especially for renovation of concrete panel housing units)
AM102/1000		8595580550660	Pre-wall installation system for dry build up (especially for renovation of concrete panel housing units)
AM102/850		8595580550677	Pre-wall installation system for dry build up (especially for renovation of concrete panel housing units)
AM116/1120		8595580550516	Pre-wall installation system for dry build up (self-supporting)
AM100/1000E		8595580550554	Pre-wall installation system ECOLOGY for building into solid walls

INDEX





Code	Picture	EAN	Description
AM115/1000E		8595580550547	Pre-wall installation system ECOLOGY for building into solid walls
AM101/1120E		8595580549992	Pre-wall installation system ECOLOGY for dry build up (plasterboard)
AM102/1120E		8595580550530	Pre-wall installation system ECOLOGY for dry build up (especially for renovation of concrete panel housing units)
AM115/1000V		8595580550653	Pre-wall installation system with ventilation for building into solid walls
AM101/1120V		8595580550615	Pre-wall installation system with ventilation for dry build up (plasterboard)
AM102/1120V		8595580550639	Pre-wall installation system with ventilation for dry build up (especially for renovation of concrete panel housing units)
AM119/1000		8595580559847	Pre-wall installation system for building into solid walls with top or front actuation
AM119/850		8595580563387	Pre-wall installation system for building into solid walls with top or front actuation
AM118/1000		8595580559823	Pre-wall installation system for dry build up (plasterboard) with top or front actuation
AM118/850		8595580559830	Pre-wall installation system for dry build up (plasterboard) with top or front actuation
AM112W		8595580564063	Wall concealed WC cistern
AM101/1120W		8595580564025	Pre-wall installation system for dry build up (plasterboard)
AM101/850W		8595580565015	Pre-wall installation system for dry build up (plasterboard)

INDEX

Code	Picture	EAN	Description
AM101/1500L		8595580554828	Pre-wall installation system for dry build up, height adjustable – for people with reduced mobility
AM101/1300H		8595580553920	Pre-wall installation system for dry build up (plasterboard) – for people with reduced mobility
AM116/1300H		8595580550585	Pre-wall installation system for dry build up (self-supporting) – for people with reduced mobility
AM1112		8595580550981	Wall concealed WC cistern
AM1115/1000		8595580551292	Pre-wall installation system for building into solid walls
AM1101/1200		8595580551384	Pre-wall installation system for dry build up (plasterboard)
P169		8595580568405	Set for inserting WC tablets
TURN		8595580523527	Flush plate for pre-wall installation systems, alunox-matt
TURN-INOX		8595580531225	Flush plate for pre-wall installation systems, inox-semi matt
FUN-BLACK		8595580531195	Flush plate for pre-wall installation systems, inox-black matt
APZ30-650M		8595580571832	Shower drain with an edge for perforated grids and fixed vertical flange to the wall
APZ30-750M		8595580571856	Shower drain with an edge for perforated grids and fixed vertical flange to the wall
APZ30-850M		8595580571849	Shower drain with an edge for perforated grids and fixed vertical flange to the wall

INDEX

27

Code	Picture	EAN	Description
A80-DN32		8595580572440	Pipe trap with coupling nut 5/4"
P183-ND		8595580574406	Stainless steel strainer (APZ2001, APZ2006)
P184-ND		8595580574390	Stainless steel strainer (APZ2012, APZ2022)
P185-ND		8595580574383	Stainless steel strainer (A491CR, A492CR)

The Alcaplast team of specialists is always on hand to help with design, installation and quote project prices!

Czech product
ISO 9001:2015



Alca PLAST[®]

CZECH REPUBLIC

Alca plast, s. r. o.
Bratislavská 2846, 690 02 Breclav
tel.: +420 519 821 117 – Sales Dept. CZ
tel.: +420 519 821 041 – Export Dept.
fax: +420 519 821 083
alcaplast@alcaplast.com
www.alcaplast.com